


# Deshed Instructions

The key to a great deshedding bath is getting as much coat out in the bath as possible. This will drastically decrease your drying and brushing time after the bath, as well as preventing you from having large amounts of hair all over yourself and your salon, which can quickly lead to lung problems. The dead undercoat on an animal is held in by the excess dirt and sebum that has built up on the skin and coat. In order to remove that excess dirt and sebum and release the impacted coat, we are going to use a combination of products and techniques as outlined below. Using this combination of techniques and products has shown to drop 80-90% of dead undercoat in the tub and to drastically decrease the overall groom time by decreasing drying and brushing time.


## STEP 1: Close



Pre-wet the pet to the skin then dilute 3:1 with water and froth **Orange Pek Mask**. Apply all over the pet and let sit for 5-10 mins. During this time, you can start to work the undercoat out using a zoom groom, soft slicker or rake, then rinse until water runs clear.

For short//medium coats: **Zoom Groom**  
For medium/dense (impacted) coats:  
**Soft Slicker and/or Rake**


## STEP 2: Open



In a mixing bowl froth together **Mineral H Shampoo** and a few drops of **Sil Plus** and dilute with 3 parts water. Leave on for at least 5 mins. Rinse until water runs clear.

For longer coated/impacted coats:  
Add some **Passion Fruit Pek Mask** mixed with the **Orange Pek Mask** to the third step for longer coated pets or heavily impacted coats.

## STEP 3: Close



In a mixing bowl froth together **pH Balance Conditioner** and **Orange Pek Mask** and dilute with 3 parts water. Leave on for at least 5 mins. During this step, you can continue to work the undercoat out using a Zoom Groom, soft slicker or rake. Rinse until water runs clear.



## Bonus Tip

The Sav Ur Fur Undercoat Nozzle will drastically improve the amount of coat you can release in the tub.



When rinsing with the **Sav Ur Fur Undercoat Nozzle** use a Z pattern with the nozzle starting at the top of the pet and working your way down.

## Undercoat Rakes

Check out the Aaronco undercoat rakes! There is a style for every type of coat.



These rakes will help you remove the most coat out of the pet as possible in the tub to help drastically cut down drying and brushing time after the bath!