

Crystal Clean Instructions

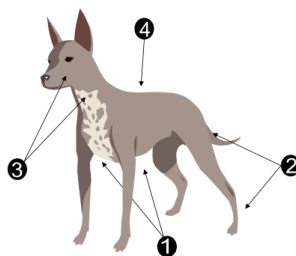
IV SAN BERNARD^{USA}

For brightening and restoring coats to their true color. Eliminates yellowing caused by oil and hairspray residues, tear stains, beard staining, and general oxidation. Whitens white, diminishes red from black coats, and highlights silver in dull, grey hair.

STEP 1: CLEANSE



In a mixing bowl, put equal amounts of Crystal Clean Shampoo and Purifying Shampoo. Add 3 times the water and whisk.




Apply the shampoo and let set for **5 full minutes**.

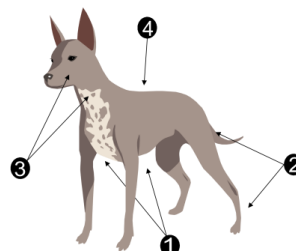


Rinse well until the water runs clear in the order you bathed. Do one final rinse between the toes and foot pads for optimal results.

STEP 2: HYDRATE



In a mixing bowl whisk 1 part conditioner with 3 parts water.



Apply the conditioner and let rest for **5 minutes**.



Rinse well until the water runs clear in the order you bathed. Do one final rinse between the toes and foot pads for optimal results.

SUPPLEMENTS

Cristal Clean Whitening Mousse

ANTI-YELLOWING Creamy mousse designed to remove yellowish stains from white coats and reddish stains from black coats.



Instructions:
Apply on the wet coat after the conditioning step, massage, comb and let it rest for 5 minutes. Then rinse and dry.