

Light Spa Bathing Instructions using Fruit of the Groomer.

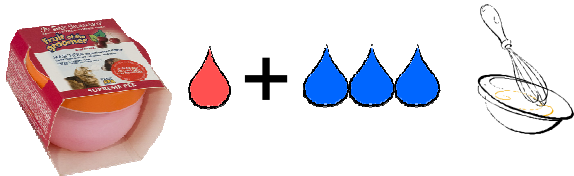
Iv SAN BERNARD^{usa}
HEALTH is BEAUTY



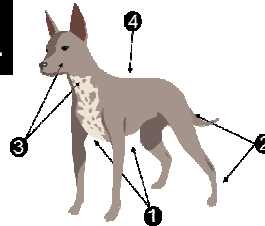
Fruit of the Groomer products provide a light spa “close-open-close” bathing and hydrating experience while enjoying the fruity delights and silk proteins of coat specific shampoos and peks.

BLACK CHERRY (shown) for short coat—**PINK GRAPEFRUIT** for medium coat—**PASSION FRUIT** for long coat
ORANGE for anti-shed/anti-stress—**GINGER/ELDERBERRY** for anti-itch anti-bacterial—**MINT** for repairing with vitamin B6

STEP 1: CLOSE This step closes the cuticle to protect it during the cleansing step.



In a mixing bowl whisk 1 part PEK with 3 parts water. Amount varies by size of pet.

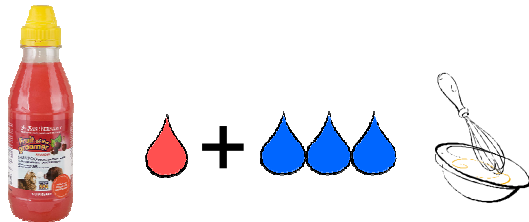


Apply the PEK in the direction the hair grows: 1. belly & chest 2. legs and feet 3. neck & face 4. back. Let soak for 5 full minutes. This cleans the areas under the pet in the sebaceous zones where most toxins enter the skin.

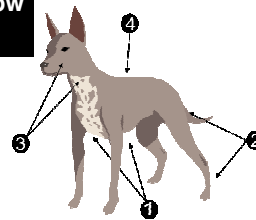


Rinse well until the water runs clear in the order you bathed. Do one final rinse between the toes and foot pads for optimal results.

STEP 2: OPEN This step opens the follicle to allow for gentle cleansing.



In a mixing bowl whisk 1 part shampoo with 3 parts water. Amount varies by size of pet.

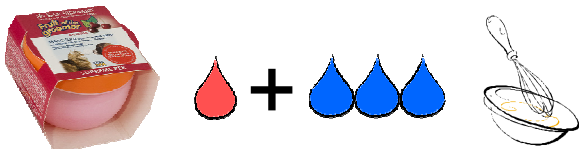


Apply the shampoo in the direction the hair grows: 1. belly & chest 2. legs and feet 3. neck & face 4. back. Let soak for **10 full minutes**. This cleans the areas under the pet in the sebaceous zones where most toxins enter the skin.

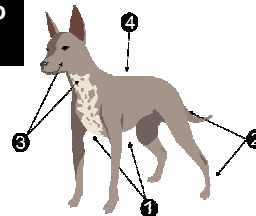


Rinse well until the water runs clear in the order you bathed. Do one final rinse between the toes and foot pads for optimal results.

STEP 3: CLOSE This step closes the skin & hair to retain hydration.



Mix the same as step 1. Skin supplements (if needed) should be added at this stage-see below.



Apply the PEK the same as Step 1.



Rinse well the same as in Step 1.

ADDING SUPPLEMENTS

During the Hydration Step you may add supplements to treat specific problems.



PEK

Collagen based product that helps hold hydration and aids in de-tangling. Whisk in 1-2 pumps to final close step.



ARGAN OIL

Anti-oxidant, nourishing food that feeds the skin. Absorbs quickly. Add 3-6 drops to the final close step.



OLIGO ELEMENTS

Trace minerals that help form new skin cells, supports the immune system. Add 1 capful to the final close step.*



ANTI-PRURITIC LOTION

Anti-bacterial, use to discourage secondary infections. Add 1 capful to the final



SIL PLUS

Natural silicone. Pump 1-2 drops into your hand and apply to affected areas to seal in supplements and hydration **AFTER** the pet is dry.

**When skin issues are on the mend, the Mineral H Vitamina H and Reinforce lotions for hair growth & support can be used in addition to or as a replacement for Oligo elements and Anti-Pruritic Lotion.*